


ESS

ETEMAD SUN SOLAR PRODUCTION COMPANY



ESSPC-M10M144 (6*24)- 540W



Key Features



Solar Cell

Stronger current collection ability, Special circuit design with much lower hot spot temperature;



PID Resistant

Excellent PID resistance at 96 hours (85°C/85%) test, and also can be improved to meet higher standards for the particularly harsh environment;



Anti-Crack

Excellent anti-microcracking performance with more balanced interior stress;



Module efficiency up to 22%

Half cell structure brings low resistance characteristic, higher lifetime generating capacity, simultaneously lower annual power attenuation;



Low-Light Performance

Excellent power generation performance under Low-Light condition due to multi busbar; better shading response benefit from half cell module;

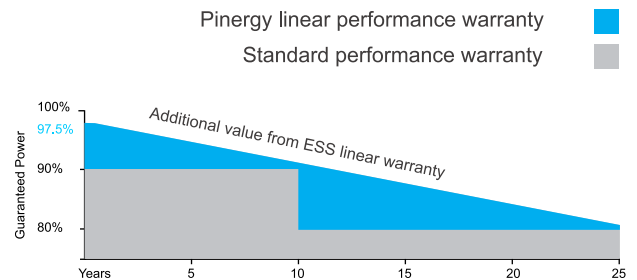


Strength and Durability

Certified for 5400Pa snow and 2400Pa Wind loads test;

Linear Performance Warranty

10 Years Product Warranty · 25 Years Linear Power Warranty



Certifications

- IEC 61215, IEC 61730, IEC61646, IEC62108, CE
- ISO9001: 2015: Quality management system
- ISO14001: 2015: Environmental management system
- ISO45001: 2018: Occupational health and safety management system



Electrical Specifications

Module Type: ESSPC-M10M144(6*24)- 540W

Module Type	540W
Testing Condition	STC
Max. Power (Pmax/W)	540W
Voltage at Max. Power (Vmp/V)	40.70V
Current at Max. Power (Imp/A)	13.27A
Open circuit voltage (Voc/V)	49.42V
Short circuit current (Isc/A)	13.82 A
Module efficiency (%)	21%
Power Tolerance (W)	(STC): Irradiance 1000W/m ² , Cell Temperature 25°C, AM1.5 0~+3%

Standard Test Condition


Mechanical Specifications

Cell Type	Mono Crystalline -(182×91)mm
No. of Cells	144 (6×24)
Dimension	2278x1133x30mm
Weight	27.5kg
Glass	3.2mm, Low Iron Tempered Glass
Frame	Anodized Aluminium Alloy
Junction Box	Ip67, 3 diodes
Output Cables	4mm ²
Connector type	Mc4 compatible

Packaging Configurations

Per Pallet	25 pcs
------------	--------

Engineering Drawings



Temperature Characteristics

NOCT Temperature	44°C ±2°C
Temperature Coefficient (Pmax)	-0.35%/°C
Temperature Coefficient (Voc)	-0.27%/°C
Temperature Coefficient (Isc)	0.05%/°C

Maximum Ratings

Maximum system voltage (IEC)	1500V DC
Snow / Wind	5400Pa / 2400Pa
Operating Temperature	-40°C ~ +85°C
Maximum series fuse rating	25A

